

DESIGNING  
FOR PERSONALIZATION  
AND INCLUSION  
WITH TECHNOLOGY

# HOW THE CLASSROOM MANAGEMENT WILL CHANGE

STUDENT LEARNING AND INTERACTION  
THROUGH THE USE OF THE DEPIT APP

**DEPIT Online Workshop**  
**May 26, 2020**





DESIGNING FOR PERSONALIZATION AND INCLUSION WITH TECHNOLOGY

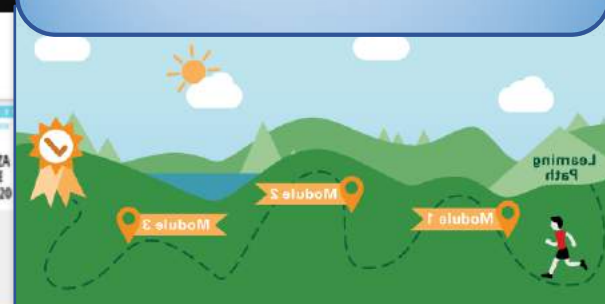
Project N. 2017-1-IT02-KA201-036605

# STUDENT LEARNING AND INTERACTION



Co-funded by the Erasmus+ Programme of the European Union

## CLEAR LEARNING PATH



## INNOVATIVE APPROACH

chrome



DESIGNING  
FOR PERSONALIZATION  
AND INCLUSION  
WITH TECHNOLOGY

Project N. 2017-1-IT02-KA201-036605

## STUDENT LEARNING AND INTERACTION



Co-funded by the  
Erasmus+ Programme  
of the European Union

**COOPERATE WITH  
COLLEAGUES**

The laptop screen displays a project page titled 'MIA LAMPADA ECOSOSTENIBILE'. The page content includes:

- A navigation bar with 'MIA LAMPADA ECOSOSTENIBILE' and 'MIA LAMPADA ECOSOSTENIBILE'.
- A sidebar on the left with 'MODO PROGETTUALE' and 'MIA LAMPADA ECOSOSTENIBILE'.
- A main content area with a flowchart:
  - 'COMPITO DI REALTA' progettare una lampada' (Real task: design a lamp)
  - 'UN MODELLO di esempio pratico' (A practical example model) with an image of a lamp.
  - 'passo 1' (Step 1) leading to 'LA NOSTRA LAMPADA DEVE ESSERE "ECOSOSTENIBILE"' (Our lamp must be "eco-friendly").
  - A text box: 'Decidiamo di realizzare una lampada da appoggio. Abbiamo un "minimo comun divisore": le basi devono essere tutte uguali, realizzate in compensato leggero e delle stesse dimensioni. OGNI MATERIALE UTILIZZATO DEVE ESSERE DI RIUSO/RICICLO. L'ALIMENTAZIONE avverrà a mezzo di PANNELLI FOTOVOLTAICI che ci viene gentilmente forniti dalla "Energy" di Grottammare unitamente al collegamento, lampadine e portalampada.'
- A table at the bottom titled 'Automatizzazione delle Competenze'.



**COLLABORATE  
WITH CLASSMATES**



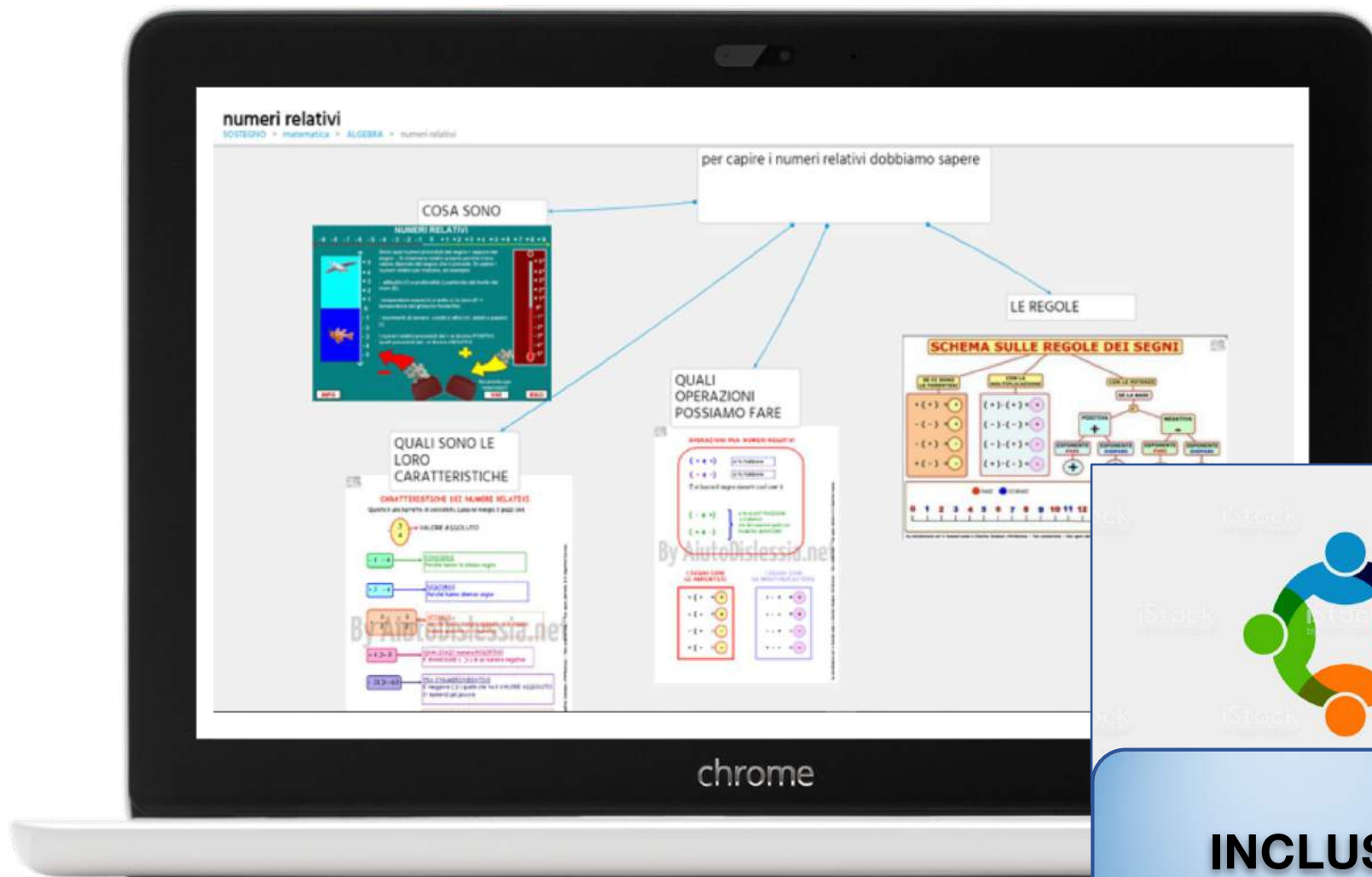
DESIGNING  
FOR PERSONALIZATION  
AND INCLUSION  
WITH TECHNOLOGY

Project N. 2017-1-IT02-KA201-036605

# STUDENT LEARNING AND INTERACTION



Co-funded by the  
Erasmus+ Programme  
of the European Union





DESIGNING  
FOR PERSONALIZATION  
AND INCLUSION  
WITH TECHNOLOGY

Project N. 2017-1-HIT02-KA201-036605

## STUDENT LEARNING AND INTERACTION



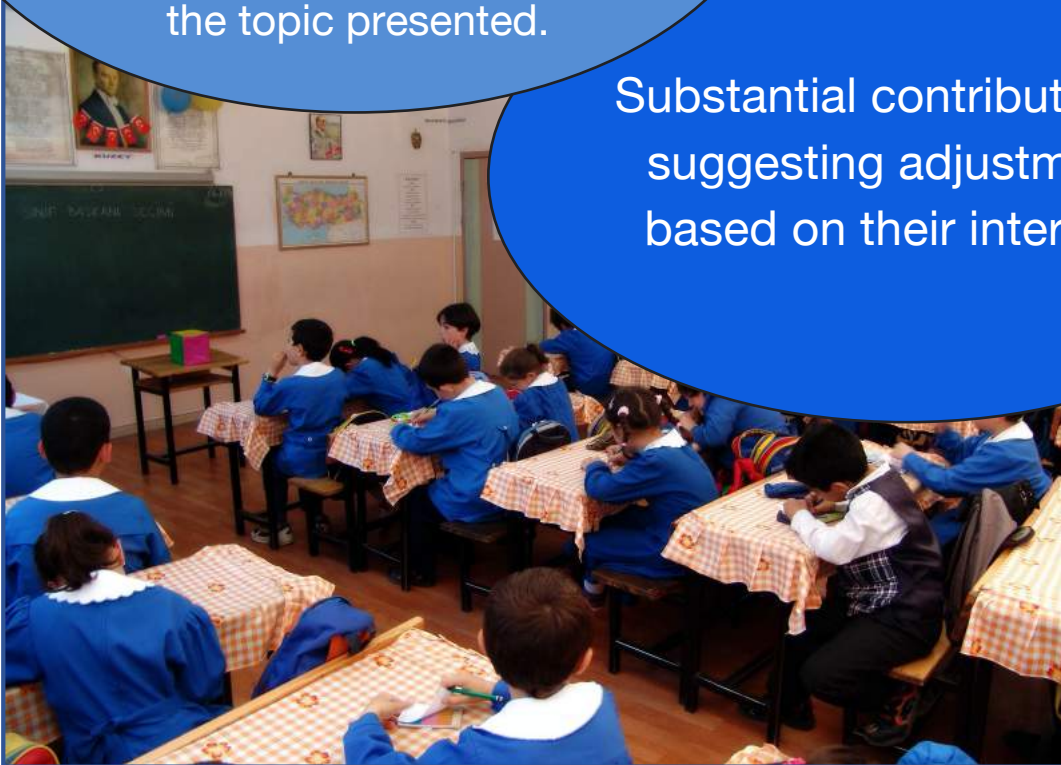
Co-funded by the  
Erasmus+ Programme  
of the European Union

Focus their attention on the logical connections of the didactic path, the insights proposed via multimedia, thus getting a comprehensive view of the topic presented.

Substantial contribution by suggesting adjustments based on their interests.

## STUDENT'S PERSPECTIVE

Pupils actively participated in the learning path, becoming more responsible and understanding better the learning process that underlies the school plan





DESIGNING FOR PERSONALIZATION AND INCLUSION WITH TECHNOLOGY

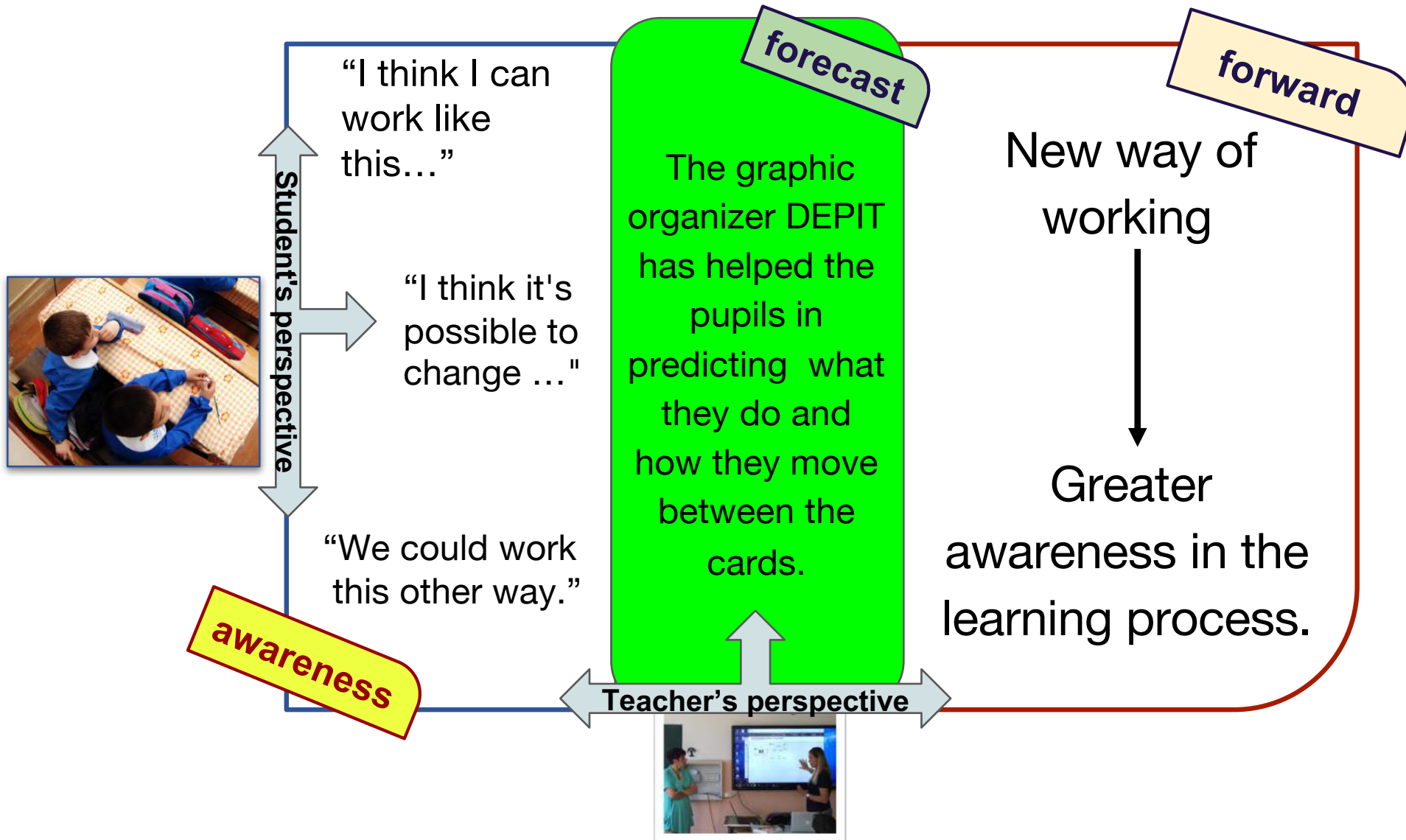
Project N. 2017-1-HIT02-KA201-036605

## STUDY AWARENESS AND ORIENTATION



Co-funded by the Erasmus+ Programme of the European Union

### HOW HAS THE DEPIT APP HELPED THE TWO PROCESSES?





DESIGNING  
FOR PERSONALIZATION  
AND INCLUSION  
WITH TECHNOLOGY

Project N. 2017-1-H102-KA201-036005

## STUDY AWARENESS AND ORIENTATION



Co-funded by the  
Erasmus+ Programme  
of the European Union

Students can easily understand how the app works, and easily capture the contents proposed to achieve competences, and the levels they get to, in a general process of awareness of their own learning path.

"I'm good at this..."

"You're good at that..."

There have been moments dedicated to prediction and anticipation, guessing, moments dedicated to questioning, moments for giving responses, times for investigations, which are all part of the whole learning process



DESIGNING  
FOR PERSONALIZATION  
AND INCLUSION  
WITH TECHNOLOGY

Project N. 2017-1-IT02-KA201-030005

STUDY AWARENESS  
AND ORIENTATION



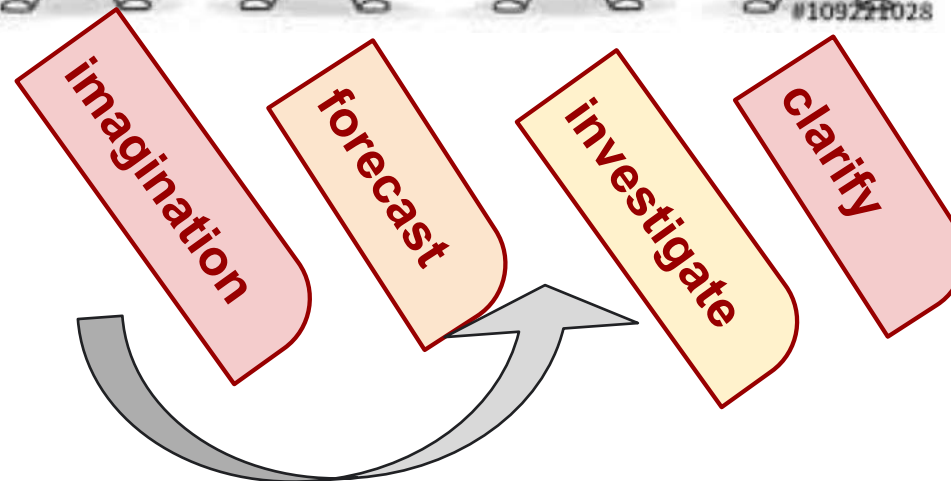
Co-funded by the  
Erasmus+ Programme  
of the European Union

## Bridge between the knowledge acquired and the knowledge to be acquired

*“My favorite part is ...”  
“I liked best ...”*



*“I got confused when ...”  
“I'm not sure that ...”  
“I didn't expect to ...”  
“That exercise was  
difficult because ...”  
“It was easy to execute  
the other card because  
...”*







DESIGNING  
FOR PERSONALIZATION  
AND INCLUSION  
WITH TECHNOLOGY


Project N. 2017-1-HIT02-KA201-036605

## LTTA THE EXPERIENCE



Co-funded by the  
Erasmus+ Programme  
of the European Union





DESIGNING  
FOR PERSONALIZATION  
AND INCLUSION  
WITH TECHNOLOGY

THANK YOU  
FOR YOUR  
ATTENTION

